



Electrolux
PROFESSIONAL

Modular Cooking Range Line 900XP 1/4 Module Ambient Worktop

ITEM # _____

MODEL # _____

NAME # _____

SIS # _____

AIA # _____



391156 (E9WTNBN000)

Ambient WorkTop with
closed front, 1/4 module

Short Form Specification

Item No. _____

To be installed on 900XP refrigerated base, open base cupboard, bridging supports or cantilever systems. Constructed in stainless steel with Scotch Brite finish. Worktop in 20/10, stainless steel. Right angled side edges eliminate gaps and possible dirt traps between units.

Main Features

- Heavy duty internal frame in Stainless steel.
- Unit to be installed on other 900 line bases.
- Right angled side edges eliminate gaps and possible dirt traps between units.
- Suitable for countertop installation.

Construction

- Stainless steel top provides a heavy duty work surface under any load.
- Unit is 930 mm deep to give a larger working surface area.

Optional Accessories

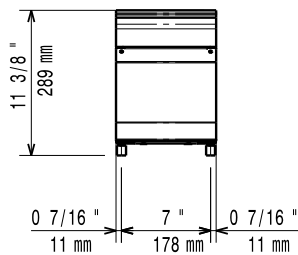
- | | |
|----------------------------------------------------------------------|-------------------------------------|
| • Junction sealing kit | PNC 206086 <input type="checkbox"/> |
| • Support for bridge type installation, 800mm | PNC 206137 <input type="checkbox"/> |
| • Support for bridge type installation, 1000mm | PNC 206138 <input type="checkbox"/> |
| • Support for bridge type installation, 1200mm | PNC 206139 <input type="checkbox"/> |
| • Support for bridge type installation, 1400mm | PNC 206140 <input type="checkbox"/> |
| • Support for bridge type installation, 1600mm | PNC 206141 <input type="checkbox"/> |
| • Support for bridge type installation, 400mm | PNC 206154 <input type="checkbox"/> |
| • Water column with swivel arm (water column extension not included) | PNC 206289 <input type="checkbox"/> |
| • Water column extension for 900 line | PNC 206290 <input type="checkbox"/> |
| • Chimney upstand, 200mm | PNC 206302 <input type="checkbox"/> |
| • Back handrail 800 mm | PNC 206308 <input type="checkbox"/> |
| • Back handrail 1200 mm | PNC 206309 <input type="checkbox"/> |
| • Side handrail-right/left hand (900XP) | PNC 216044 <input type="checkbox"/> |
| • Frontal handrail, 400mm | PNC 216046 <input type="checkbox"/> |
| • Frontal handrail, 800mm | PNC 216047 <input type="checkbox"/> |
| • Frontal handrail, 1200mm | PNC 216049 <input type="checkbox"/> |
| • Frontal handrail, 1600mm | PNC 216050 <input type="checkbox"/> |
| • Large handrail - portioning shelf, 400mm | PNC 216185 <input type="checkbox"/> |
| • Large handrail - portioning shelf, 800mm | PNC 216186 <input type="checkbox"/> |
| • 2 side covering panels for top appliances | PNC 216278 <input type="checkbox"/> |

APPROVAL: _____

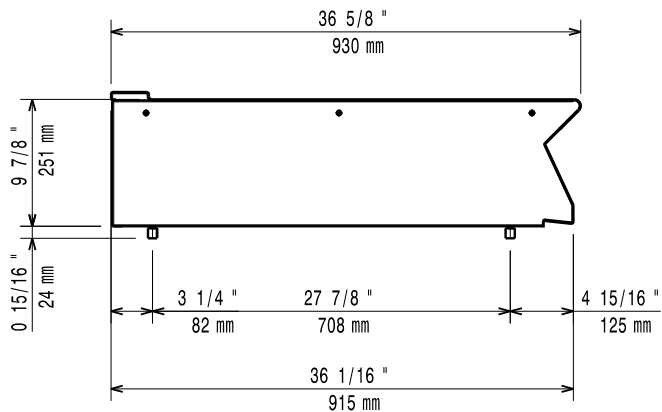


Experience the Excellence
www.electroluxprofessional.com


Front



Side



Top



Key Information:

External dimensions, Width:	
391156 (E9WTNBN000)	200 mm
External dimensions, Depth:	930 mm
External dimensions, Height:	250 mm
Net weight:	13 kg